

Scaled data based on original data using  
LM-79-08 Approved Method: Electrical and Photometric Measurements of Solid-  
State Lighting Products

Test Report Prepared for  
Cooper Lighting Solutions  
(formerly Eaton)

Brand: McGRAW-EDISON

Report Number: P821131

Luminaire Tested: **TT-D2-830-24VDC-RW-PM**

Issue Date: 10/15/2020



**Test Information**

Test Method: LM-79-08  
Report Number: P821131  
TEST IS SCALED FROM IESNA LM-79-08 TEST DATA (G2-2010-981-1)  
Test Lab: INNOVATION CENTER  
Issue Date: 10/15/2020  
Manufacturer: COOPER LIGHTING SOLUTIONS (FORMERLY EATON)  
Product Line: MCGRAW-EDISON  
Catalog Number: TT-D2-830-24VDC-RW-PM  
Description: TOPTIER LED SITE LUMINAIRE  
3000K, 80 CRI LEDS AND RECTANGULAR DISTRIBUTION  
Light Source: -  
Ballast/Driver: ELECTRONIC DRIVER

**Summary**

Lumens per Lamp: N/A  
Luminaire Lumens: 3753 lumens  
Efficiency: N/A  
Efficacy: 98.8 lumens/watt  
Luminous Opening: Circular (Dia: 1.12' x H: 0')  
IES Classification: Type IV - Short  
BUG Rating: B3 - U0 - G3

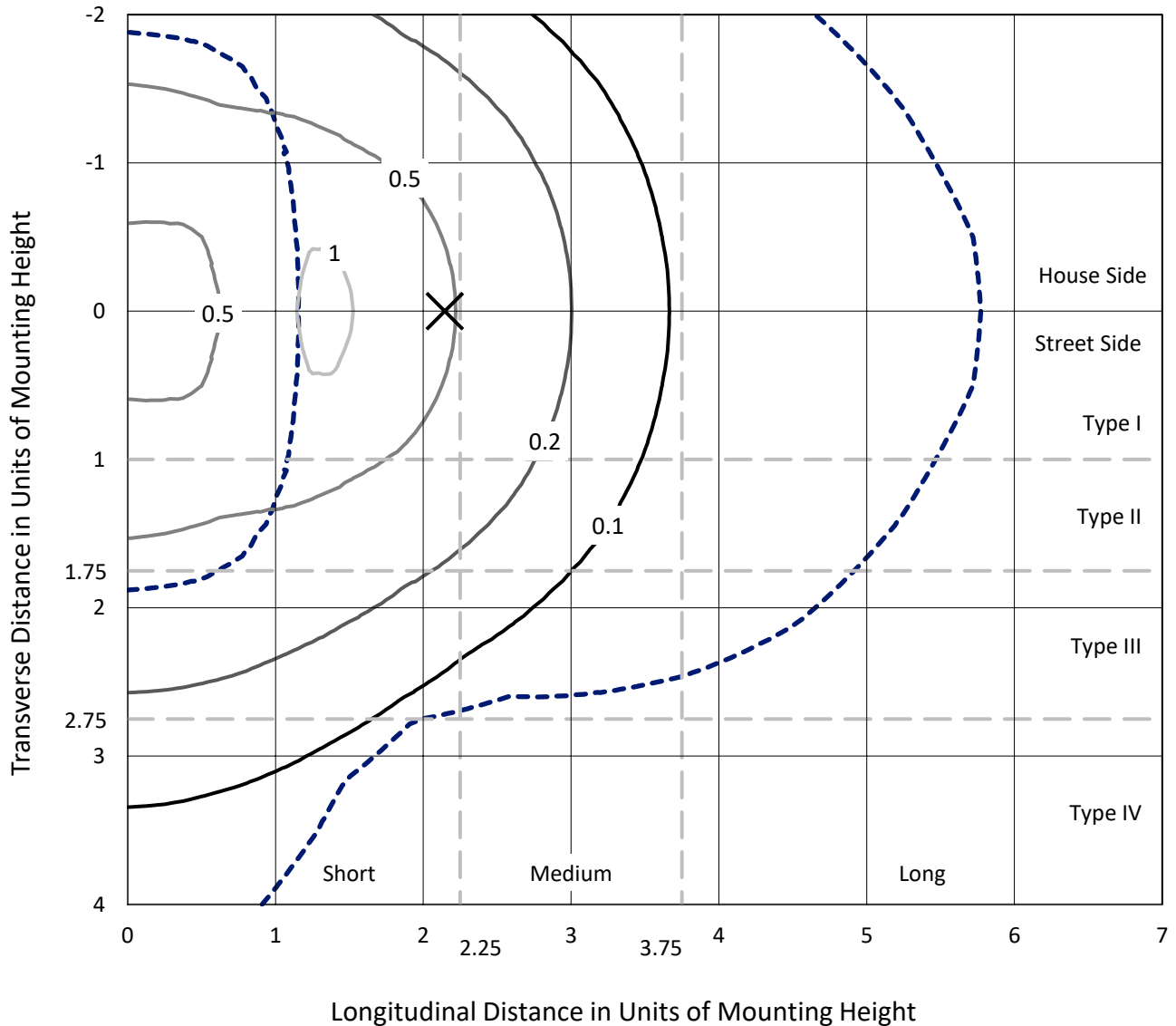
Input Watts (W): 38  
Input Voltage (V): NR  
Input Current (A<sub>in</sub>): NR  
Voltage Rise (V): NR  
Power Factor: NR  
Total Harmonic Distortion (THDi): NR  
Frequency (hertz): 60  
Stabilization Time: NR  
Operation Time: NR  
Ambient Temperature (°C): NR  
Test Distance: 25 FT



REPORT NUMBER: P821131  
 CATALOG NUMBER: TT-D2-830-24VDC-RW-PM

### Iso-Footcandle Lines of Horizontal Illumination

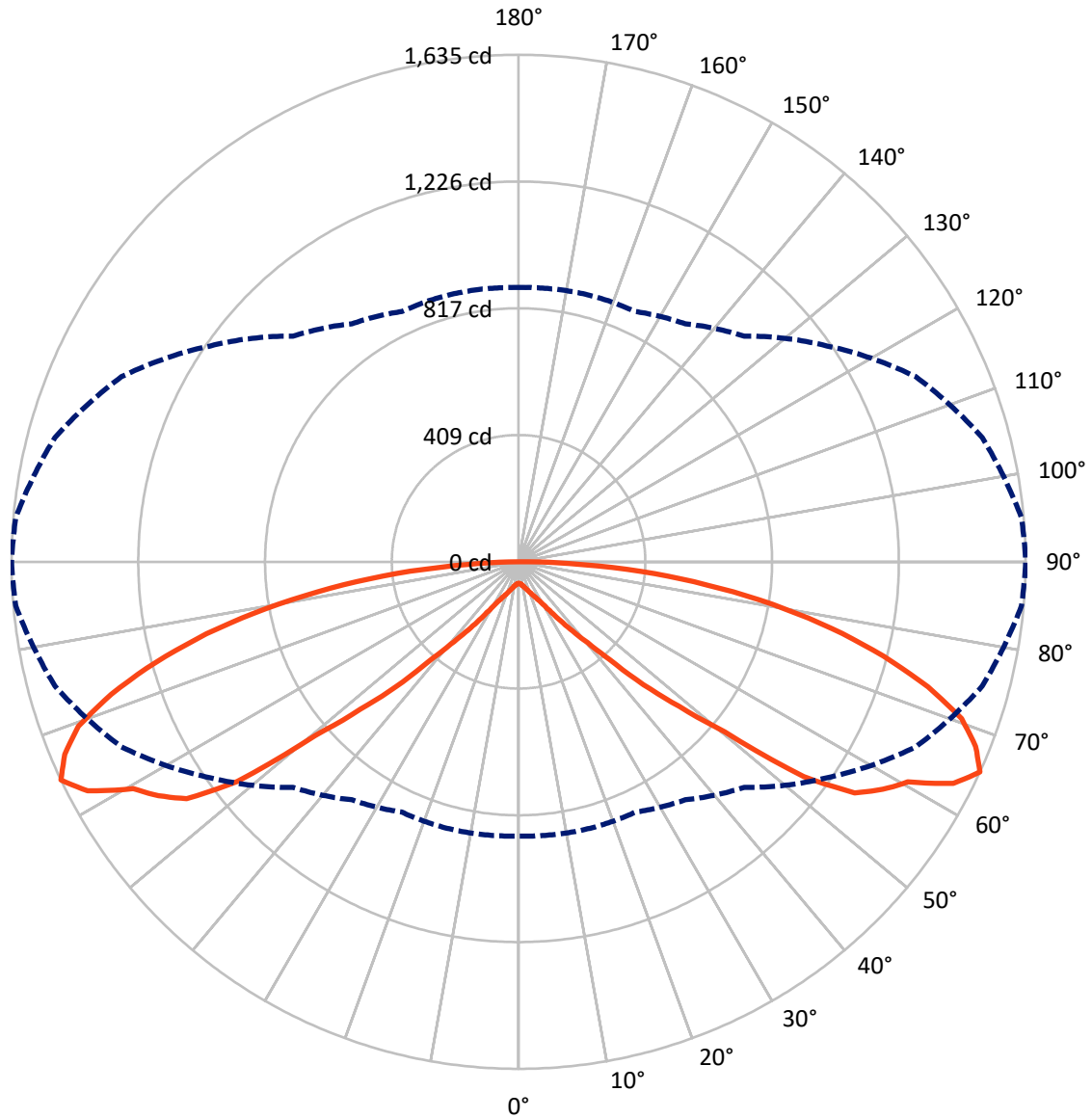
× Max cd  
 - - - 1/2 Max cd



Based on 15 foot mounting height. Maximum calculated value = 1.1 fc  
 Type IV - Short - N/A

REPORT NUMBER: P821131  
CATALOG NUMBER: TT-D2-830-24VDC-RW-PM

### Luminous Intensity Polar Plot



— Vertical Plane Through 90-Deg Lateral      - - - Horizontal Cone Through 65-Deg Vertical

REPORT NUMBER: P821131  
 CATALOG NUMBER: TT-D2-830-24VDC-RW-PM

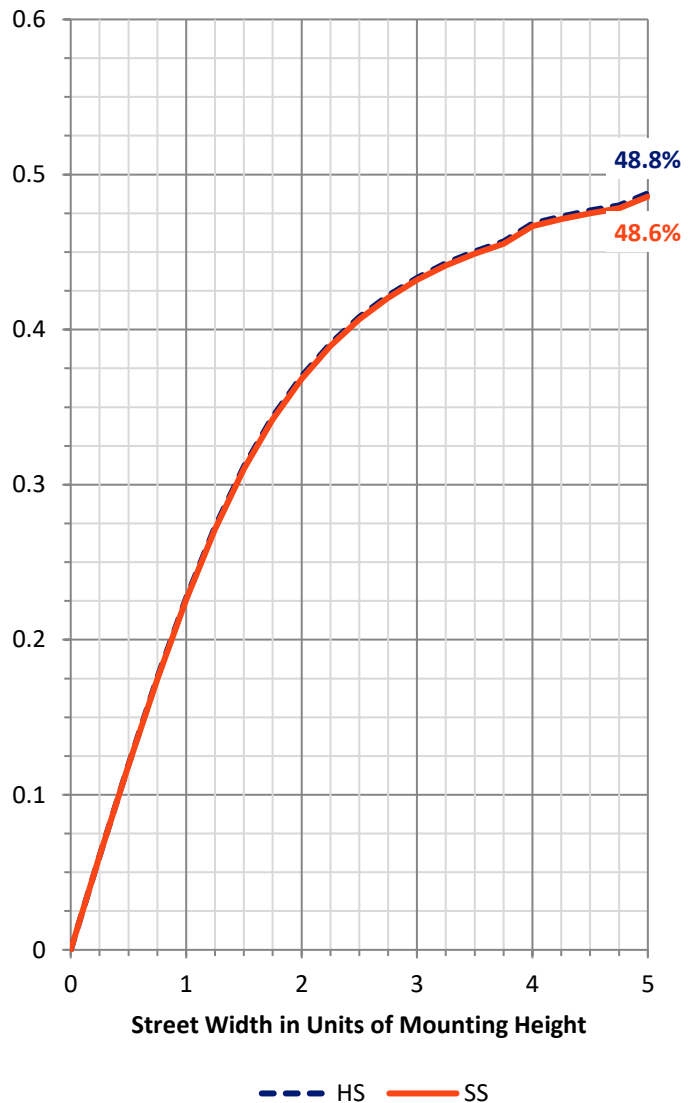
**FLUX DISTRIBUTION:**

		Downward	Upward	Total
<b>House Side</b>	Lumens	1876.5	0.0	1876.5
	% Fixture	50.0	0.0	50.0
<b>Street Side</b>	Lumens	1876.5	0.0	1876.5
	% Fixture	50.0	0.0	50.0
<b>Total</b>	Lumens	3753.0	0.0	3753.0
	% Fixture	100.0	0.0	100.0

**Coefficient of Utilization**

**ZONAL LUMENS:**

Zone	Lumens	% Fixture
0°-10°	7.2	0.2
10°-20°	26.8	0.7
20°-30°	61.8	1.6
30°-40°	139.8	3.7
40°-50°	340.6	9.1
50°-60°	765.9	20.4
60°-70°	1119.4	29.8
70°-80°	975.4	26.0
80°-90°	316.0	8.4
90°-100°	0.0	0.0
100°-110°	0.0	0.0
110°-120°	0.0	0.0
120°-130°	0.0	0.0
130°-140°	0.0	0.0
140°-150°	0.0	0.0
150°-160°	0.0	0.0
160°-170°	0.0	0.0
170°-180°	0.0	0.0
0°-90°	3753.0	100.0
0°-180°	3753.0	100.0



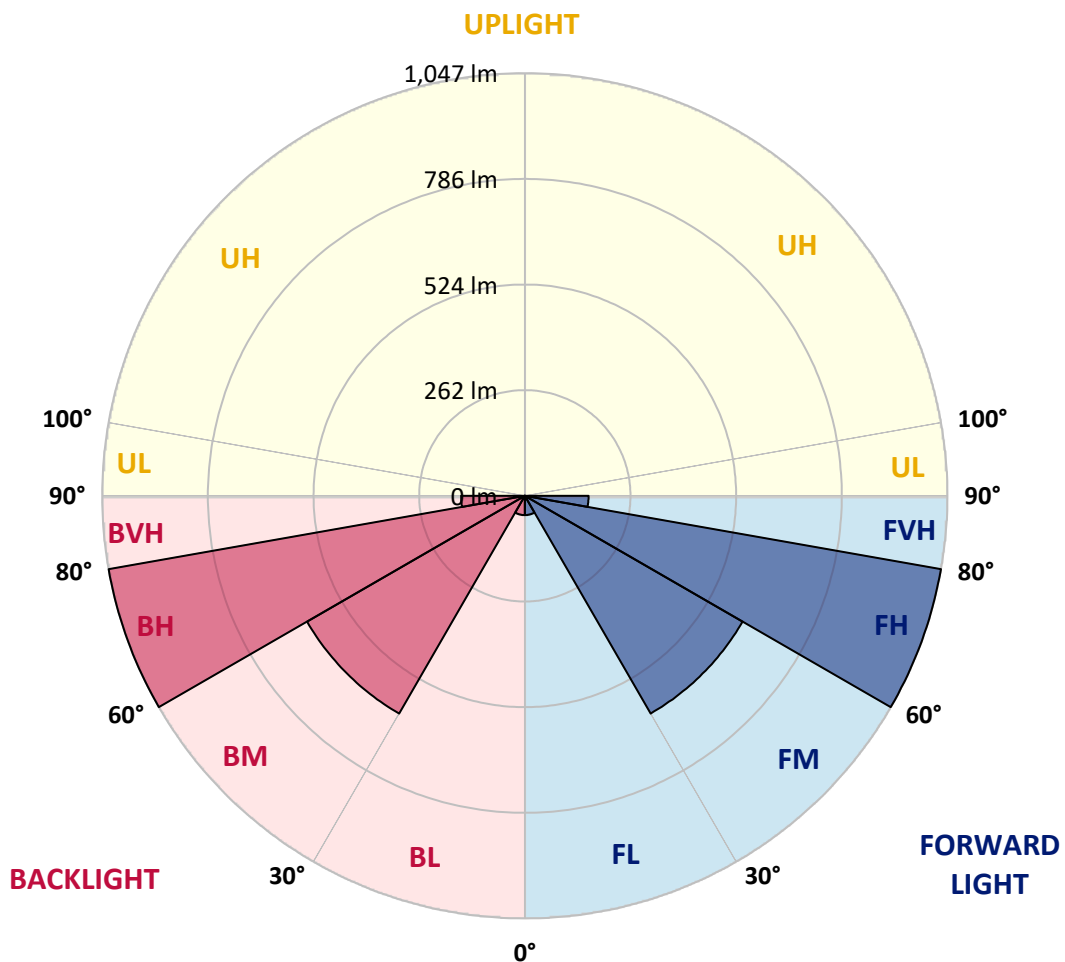
REPORT NUMBER: P821131  
 CATALOG NUMBER: TT-D2-830-24VDC-RW-PM

**LUMINAIRE CLASSIFICATION SYSTEM LUMEN TABLE AND BUG RATING:**

Zone	Lumens	% Fixture	Zone Rating/Lumen Limit		
			B	U	G
FL (0°-30°)	47.9	1.3			
FM (30°-60°)	623.2	16.6			
FH (60°-80°)	1047.4	27.9			G1/1800
FVH (80°-90°)	158.0	4.2			G2/225
BL (0°-30°)	47.9	1.3	B0/110		
BM (30°-60°)	623.2	16.6	B1/1000		
BH (60°-80°)	1047.4	27.9	B3/2500		G3/2500
BVH (80°-90°)	158.0	4.2			G2/225
UL (90°-100°)	0.0	0.0		U0/0	
UH (100°-180°)	0.0	0.0		U0/0	

**BUG Rating: B3-U0-G3**

Type IV Short





REPORT NUMBER: P821131  
 CATALOG NUMBER: TT-D2-830-24VDC-RW-PM

**CANDELA DISTRIBUTION (FULL):**

	0°	5°	15°	25°	35°	45°	55°	65°	75°	85°	90°
0°	68.6	68.6	68.6	68.6	68.6	68.6	68.6	68.6	68.6	68.6	68.6
2.5°	69.5	69.5	70.3	70.3	70.3	70.3	70.3	70.3	70.3	70.3	70.3
5°	72.1	72.1	72.1	72.1	73.0	73.0	72.1	72.1	72.1	72.1	72.1
7.5°	76.6	75.7	76.6	76.6	76.6	75.7	75.7	75.7	74.8	74.8	74.8
10°	81.0	81.0	81.9	81.0	81.0	80.1	80.1	80.1	79.3	79.3	79.3
12.5°	87.3	87.3	87.3	87.3	86.4	86.4	85.5	84.6	83.7	83.7	83.7
15°	95.3	94.4	94.4	93.5	92.6	91.7	90.8	90.8	89.9	89.9	89.9
17.5°	103.3	103.3	102.4	101.5	99.7	98.8	98.8	98.0	97.1	97.1	97.1
20°	113.1	113.1	112.2	110.4	108.6	107.7	106.9	106.9	106.0	106.0	106.0
22.5°	124.7	123.8	122.0	120.2	118.4	117.5	116.7	115.8	115.8	115.8	115.8
25°	137.1	136.2	135.4	132.7	130.0	129.1	127.3	127.3	126.4	127.3	127.3
27.5°	152.3	151.4	149.6	146.9	143.4	141.6	140.7	140.7	141.6	141.6	142.5
30°	171.0	169.2	167.4	163.9	160.3	157.6	157.6	158.5	161.2	163.0	163.0
32.5°	193.2	192.3	189.7	186.1	179.9	178.1	179.9	185.2	188.8	191.5	193.2
35°	219.1	218.2	214.6	208.4	203.9	203.0	208.4	217.3	228.9	232.4	234.2
37.5°	247.6	248.4	244.0	236.9	232.4	234.2	244.9	261.8	273.4	281.4	283.2
40°	283.2	285.0	279.6	271.6	267.1	274.3	291.2	310.8	331.3	341.1	343.7
42.5°	325.0	327.7	320.6	312.6	309.9	321.5	345.5	377.6	414.1	425.7	430.1
45°	376.7	378.5	369.6	362.4	360.6	381.1	422.1	475.5	533.4	560.1	564.6
47.5°	438.1	437.2	429.2	420.3	422.1	451.5	512.9	585.1	646.5	687.5	696.4
50°	508.5	504.0	497.8	487.1	498.7	541.4	618.9	706.2	809.5	846.0	862.0
52.5°	578.8	570.8	565.5	558.3	578.8	634.0	742.7	894.9	1050.8	1134.5	1151.4
55°	642.0	635.8	633.1	634.0	666.1	745.3	887.8	1082.8	1233.3	1302.8	1315.3
57.5°	704.4	700.8	698.1	703.5	754.2	857.5	1017.8	1200.4	1324.2	1375.8	1384.7
60°	763.2	766.7	764.9	781.0	842.4	946.6	1085.5	1265.4	1384.7	1431.9	1441.7
62.5°	828.2	830.8	830.8	848.6	898.5	990.2	1131.8	1342.0	1493.4	1562.8	1573.5
65°	884.3	886.0	889.6	890.5	936.8	1028.5	1213.7	1412.3	1547.7	1627.8	1634.9
67.5°	926.1	927.9	923.4	919.0	954.6	1037.4	1207.5	1403.4	1523.6	1584.2	1589.5
70°	959.9	951.9	939.5	917.2	928.8	991.1	1155.9	1332.2	1453.3	1507.6	1515.6
72.5°	964.4	957.3	918.1	868.2	854.0	908.3	1065.0	1223.5	1327.7	1379.4	1380.3
75°	937.7	919.0	854.0	779.2	752.5	804.1	938.6	1082.8	1166.5	1210.2	1214.6
77.5°	847.7	829.9	748.0	662.5	632.2	676.8	790.8	907.4	987.6	1030.3	1033.0
80°	688.3	682.1	607.3	529.0	492.4	518.3	618.0	709.7	774.7	825.5	829.9
82.5°	507.6	502.2	445.2	376.7	347.3	368.7	439.9	507.6	568.1	609.1	611.8
85°	317.0	306.3	270.7	222.6	203.0	217.3	264.5	309.9	364.2	396.3	398.0
87.5°	106.0	101.5	87.3	72.1	60.6	63.2	77.5	94.4	138.0	152.3	161.2
90°	0.0	0.0	0.0	0.0	0.0	0.0	0.0	0.0	0.0	0.0	0.0

(END OF REPORT)